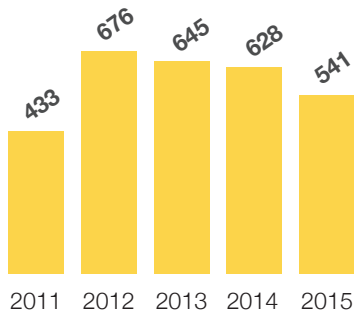


Worked Health and Safety

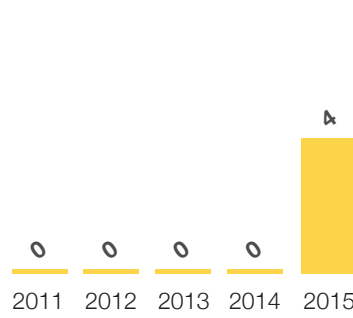
Injuries Resulting in Days Away

Number of injuries



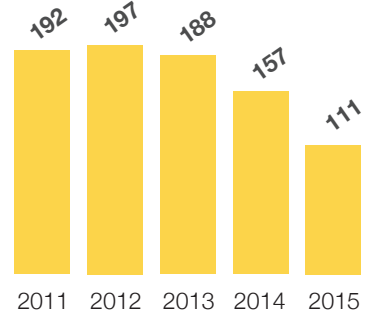
Fatalities

Number of fatalities



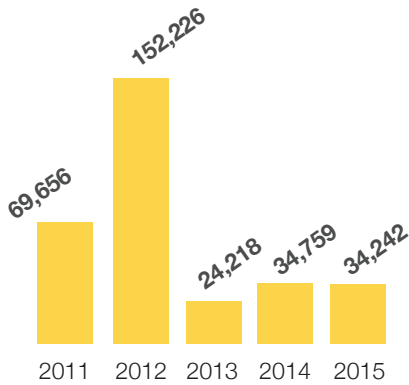
Government Safety Inspections

Number of inspections



Government Safety Inspections' Resulting Fines

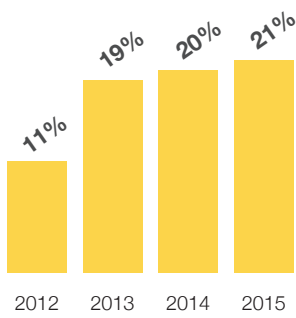
Fines in U.S. dollars



Diversity and Inclusion

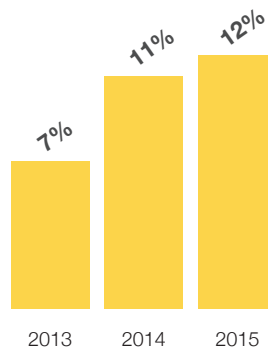
Women Leaders

■ Percent of global leaders (vice president and above) who are women



U.S. ethnically diverse leaders

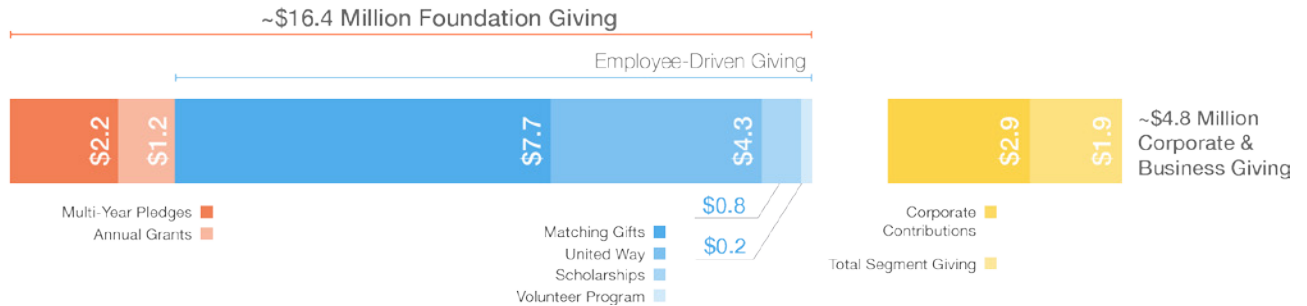
■ Percent of U.S. leaders (vice president and above) who are ethnically diverse



Community Involvement

2015 Total ITW Community Investment

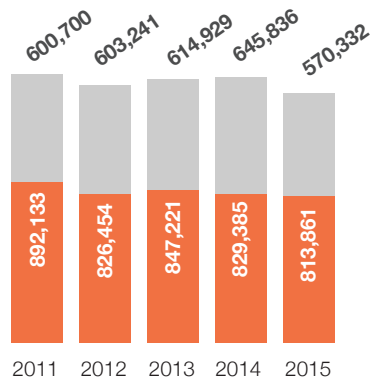
~\$21 Million



Environmental Responsibility

Total Energy*

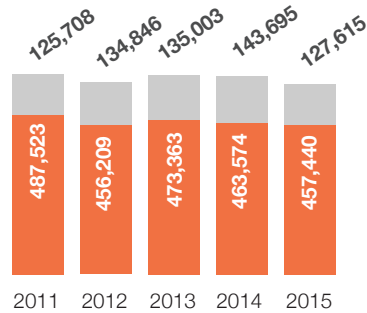
- Direct energy in MWh
- Indirect energy in MWh



*Included energy sources are electricity, natural gas, heating/fuel oil, wood, diesel, gasoline and propane (fork truck)

Total Emissions*

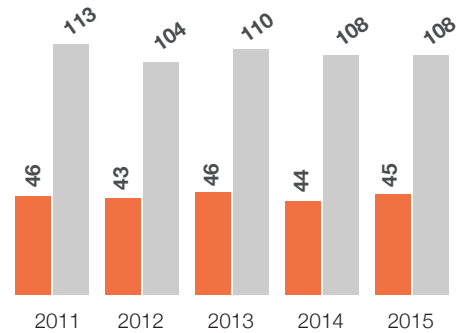
- Direct emissions in metric tons CO2e
- Indirect emissions in metric tons CO2e



*Includes CO2, N2O, CH4

Intensity Indicators*^

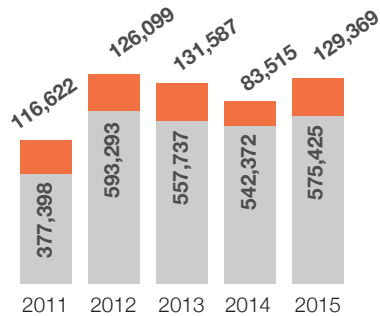
- Emissions intensity (metric tons CO2e/\$MM operating revenue)
- Energy intensity (MWh/\$MM operating revenue)



*Only operating revenue from participating divisions was included in the calculation of intensity indicators; ^2014 data adjusted to reflect reported 2014 revenues

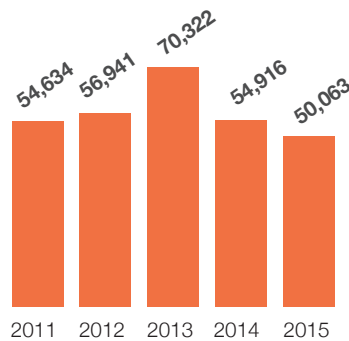
Total Water Withdrawn*^

- Non-purchased water withdrawal in thousand U.S. gallons
- Purchased water withdrawal in thousand U.S. gallons



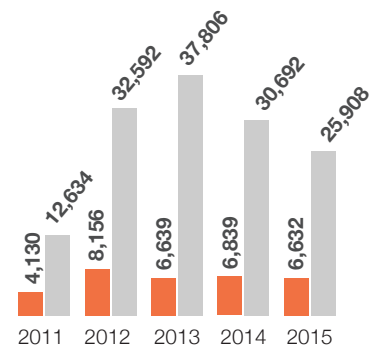
Total Recycled Materials

- Amount of recycled materials in U.S. tons

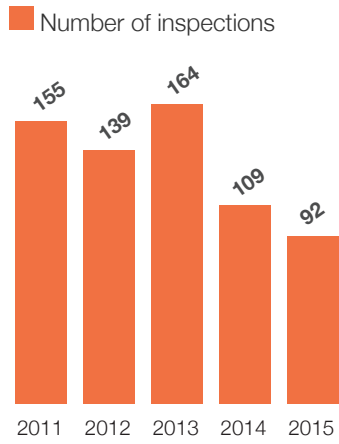


Total Solid Waste

- Hazardous & special industrial waste in U.S. tons
- Non-hazardous waste in U.S. tons



Government Environmental Inspections



Government Environmental Inspections' Resulting Fines

